



# SELECTING PLANTS FOR POLLINATORS



A REGIONAL GUIDE FOR FARMERS, LAND MANAGERS, AND GARDENERS IN THE



## LOWER MISSISSIPPI RIVERINE FOREST PROVINCE

INCLUDING PARTS OF  
MISSISSIPPI, LOUISIANA,  
MISSOURI, ARKANSAS,  
AND  
ILLINOIS

**POLLINATOR  
PARTNERSHIP**

and  
**NAPPC**



---

# TABLE OF CONTENTS

---

<b>WHY SUPPORT POLLINATORS?</b>	<b>4</b>
<b>GETTING STARTED</b>	<b>5</b>
<b>LOWER MISSISSIPPI RIVERINE FOREST</b>	<b>6</b>
<b>MEET THE POLLINATORS</b>	<b>8</b>
<b>PLANT TRAITS</b>	<b>10</b>
<b>DEVELOPING PLANTINGS</b>	<b>12</b>
<b>FARMS</b>	<b>13</b>
<b>PUBLIC LANDS</b>	<b>14</b>
<b>HOME LANDSCAPES</b>	<b>15</b>
<b>BLOOM PERIODS</b>	<b>16</b>
<b>PLANTS THAT ATTRACT POLLINATORS</b>	<b>18</b>
<b>HABITAT HINTS</b>	<b>20</b>
<b>CHECKLIST</b>	<b>22</b>
<b>RESOURCES AND FEEDBACK</b>	<b>23</b>

This is one of several guides for different regions in the United States. We welcome your feedback to assist us in making the future guides useful. Please contact us at [feedback@pollinator.org](mailto:feedback@pollinator.org)

Cover: Ruby-throated hummingbird, courtesy Greg Lavaty

# SELECTING PLANTS FOR POLLINATORS

## **A REGIONAL GUIDE FOR FARMERS, LAND MANAGERS, AND GARDENERS**

IN THE  
ECOLOGICAL REGION OF THE

### **LOWER MISSISSIPPI RIVERINE FOREST PROVINCE**

INCLUDING PARTS OF  
MISSISSIPPI, LOUISIANA,  
MISSOURI, ARKANSAS,  
AND ILLINOIS

A NAPPC AND POLLINATOR PARTNERSHIP™ PUBLICATION

---

This guide was funded by the National Fish and Wildlife Foundation, the C.S. Fund, the Plant Conservation Alliance, the U.S. Forest Service, and the Bureau of Land Management with oversight by the Pollinator Partnership™ ([www.pollinator.org](http://www.pollinator.org)), in support of the North American Pollinator Protection Campaign (NAPPC—[www.napcc.org](http://www.napcc.org)).



## WHY SUPPORT POLLINATORS?

IN THEIR 1996 BOOK, *THE FORGOTTEN POLLINATORS*, Buchmann and Nabhan estimated that animal pollinators are needed for the reproduction of 90% of flowering plants and one third of human food crops. Each of us depends on these industrious pollinators in a practical way to provide us with the wide range of foods we eat. In addition, pollinators are part of the intricate web that supports the biological diversity in natural ecosystems that helps sustain our quality of life.

Abundant and healthy populations of pollinators can improve fruit set and quality, and increase fruit size. In farming situations this increases production per acre. In the wild, biodiversity increases and wildlife food sources increase.

Asparagus, mustard greens, okra, and strawberries are some of the crops raised in the Lower Mississippi Riverine Forest that rely on honey bees and native bees for pollination. Domestic honey bees pollinate approximately \$10 billion worth of crops in the U.S. each year.

Unfortunately, the numbers of both native pollinators and domesticated bee populations are declining. They are threatened by habitat loss, disease, and the excessive and inappropriate use of pesticides. The loss of commercial bees to Colony Collapse Disorder (CCD) has highlighted how severe the issues of proper hive management are to reduce stresses caused by disease, pesticide use, insufficient nutrition, and transportation practices. Currently, the pollination services that the commercial beekeeping industry provides are receiving much needed research and conservation resources. The efforts to understand the threats to commercial bees should help us understand other pollinators and their roles in the environment as well.

It is imperative that we take immediate steps to help pollinator populations thrive. The beauty of the situation is that by supporting pollinators' need for habitat, we support our own needs for food and support diversity in the natural world.

Thank you for taking time to consult this guide. By adding plants to your landscape that provide food and shelter for pollinators throughout their active seasons and by adopting pollinator friendly landscape practices, you can make a difference to both the pollinators and the people that rely on them.



**Val Dolcini**  
President & CEO  
Pollinator Partnership

**“ FARMING FEEDS  
THE WORLD, AND  
WE MUST REMEMBER  
THAT POLLINATORS  
ARE A CRITICAL  
LINK IN OUR FOOD  
SYSTEMS.”**

**-- PAUL GROWALD,  
CO-FOUNDER,  
POLLINATOR PARTNERSHIP**





THIS REGIONAL GUIDE IS JUST ONE in a series of plant selection tools designed to provide information on how individuals can influence pollinator populations through choices they make when they farm a plot of ground, manage large tracts of public land, or plant a garden. Each of us can have a positive impact by providing the essential habitat requirements for pollinators including food, water, shelter, and enough space to allow pollinators to raise their young.

Pollinators travel through the landscape without regard to property ownership or state boundaries. We've chosen to use R.G. Bailey's classification system to identify the geographic focus of this guide and to underscore the connections between climate and vegetation types that affect the diversity of pollinators in the environment.

Bailey's Ecoregions of the United States, developed by the United

States Forest Service, is a system created as a management tool and is used to predict responses to land management practices throughout large areas. This guide addresses pollinator-friendly land management practices in what is known as the Lower Mississippi Riverine Forest Province.

This 44,300 square mile province consists of the broad floodplain and sediment terraces of the Mississippi River. Elevations range from sea level in Louisiana to nearly 660 feet at the southern tip of Illinois. The climate varies from north to south and is characterized by warm winters and hot summers. Average winter temperatures range from 40° to 60°F, and summers fall between 70° and 80°F. Average annual rainfall ranges from approximately 45 inches in north to 65 inches in the south.

This province is characterized by cultivated land that had once been riparian forest. Dominant vegetation

includes evidence of cold-deciduous and broadleaf forest species classified by hydro-period, and the remaining forest of hardwood species consisting of oak, hickory, gum, cypress, and sycamore, and woody vines such as poison ivy and greenbriers.

Long before there were homes and farms in this area, the original, natural vegetation provided continuous cover and adjacent feeding opportunities for wildlife, including pollinators. In choosing plants, aim to create habitat for pollinators that allow adequate food shelter, and water sources. Most pollinators have very small home ranges. You can make a difference by understanding the vegetation patterns of the farm, forest, or neighbor's yard adjacent to you and by making planting choices that support the pollinators' need for food and shelter as they move through the landscape.

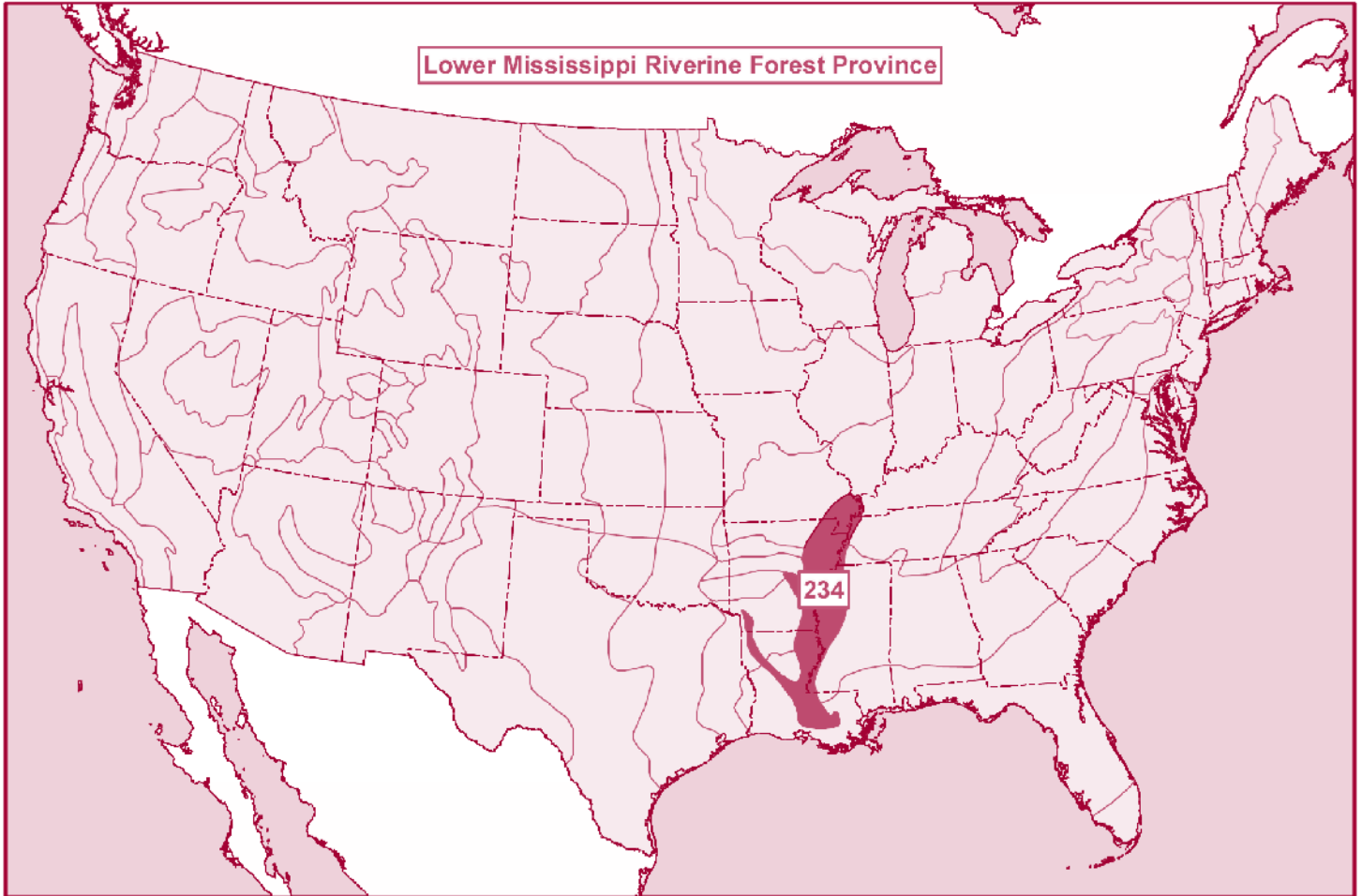
# UNDERSTANDING THE LOWER MISSISSIPPI RIVERINE FOREST



- ✿ This region is designated **number 234** in the Baileys' Ecosystem Provinces. To see a map of the provinces go to: [www.fs.fed.us/colorimagemap/ecoreg1\\_provinces.html](http://www.fs.fed.us/colorimagemap/ecoreg1_provinces.html)
- ✿ Not sure about which bioregion you live or work in? Go to [www.pollinator.org](http://www.pollinator.org) and click on **Ecoregion Locator** for help.
- ✿ 43,300 square miles in the floodplain of the Mississippi River.
- ✿ Primarily flat land and low sediment terraces.
- ✿ Elevations ranging from sea level to 660 feet.
- ✿ Average annual temperature decrease going northward and range from 40° to 60°F in the winter and 70° and 80°F in the summer.
- ✿ Average year-round precipitation between 45-65 inches.
- ✿ USDA Hardiness Zones 6b-8b.

## CHARACTERISTICS

- ✿ Comprised of virtually level flood plain with gently sloping terraces and natural levees.
- ✿ Where the land has not been converted for cultivation, common species include water oak, water hickory, sycamore, bald cypress, silver maple, and woody vines.
- ✿ Over 90% of the province has been cleared of natural vegetation.



The Lower Mississippi Riverine Forest Province includes parts of:

Mississippi, Louisiana, Missouri, Arkansas, and Illinois

**“ ADDING NATIVE PLANTINGS IN RIPARIAN AREAS TO IMPROVE POLLINATOR HABITAT MAKES SENSE IN ADVANCING OUR FAMILY FARM’S CONSERVATION AND ECONOMIC OBJECTIVES, ENHANCING BENEFICIAL WILDLIFE AND IMPROVING POLLINATION IN OUR ORCHARD AND GARDEN. ”**

—LEE MCDANIEL, FARMER AND PRESIDENT, NATIONAL ASSOCIATION OF CONSERVATION DISTRICTS



# MEET THE POLLINATORS



Photo Lew Scharpf

Bumblebee on flower.

Gulf Fritillary butterfly.




Photo Greg Lavaty

## WHO ARE THE POLLINATORS?

### BEES

Bees are well documented pollinators in the natural and agricultural systems of the Lower Mississippi Riverine Forest. A wide range of crops including asparagus, mustard greens, okra, and strawberries are just a few plants that benefit from bee pollinators.

Most of us are familiar with the colonies of honey bees that have been the workhorses of agricultural pollination for years in the United States. They were imported from Europe almost 400 years ago.

There are nearly 4000 species of native ground and twig nesting bees in the U.S. Some form colonies while others live and work a solitary life. Native bees currently pollinate many crops and can be encouraged to do more to support agricultural endeavors if their needs for nesting habitat are met and if suitable sources of nectar, pollen, and water are provided. Bees have tongues of varying lengths that help determine which flowers they can obtain nectar and pollen from.

The bumble bee (*Bombus* spp.) forms small colonies, usually underground. They are generalists, feeding on a wide range of plant material from February to November and are important pollinators of tomatoes. The sweat bee (family *Halictidae*) nests underground. Various species are solitary while

others form loose colonies.

Solitary bees include carpenter bees (*Xylocopa* spp.), which nest in wood; digger, or polyester bees (*Colletes* spp.), which nest underground; leafcutter bees (*Megachile* spp.), which prefer dead trees or branches for their nest sites; and mason bees (*Osmia* spp.), which utilize cavities that they find in stems and dead wood. Cactus bees (*Diadasia* spp.) are also solitary ground nesters.


### BUTTERFLIES

Gardeners have been attracting butterflies to their gardens for some time. These insects tend to be eye-catching, as are the flowers that attract them. Position flowering plants where they have full sun and are protected from the wind. Also, you will need to provide open areas (e.g. bare earth, large stones) where butterflies may bask, and moist soil from which they may get needed minerals. By providing a safe place to eat and nest, gardeners can also support the pollination role that butterflies play in the landscape. It might mean accepting slight damage to the plants, known as host plants, that provide food for the larval stage of the butterfly.

A diverse group of butterflies are present in garden areas and woodland edges that provide bright flowers, water sources, and specific host plants. Numerous trees, shrubs, and herbaceous plants support butterfly populations.

Butterflies are in the Order





*Lepidoptera*. Some of the species in the Lower Mississippi Riverine Forest are American Lady, Southern Cloudywing, Goatweed Leafwing, Hayhurst's Scallopwing, and Gulf Fritillary butterflies. They usually look for flowers that provide a good landing platform.

Wet mud areas provide butterflies with both the moisture and minerals they need to stay healthy. Butterflies eat rotten fruit and even dung, so don't clean up all the messes in your garden!

## MOTHS

Moths are most easily distinguished from butterflies by their antennae. Butterfly antennae are simple with a swelling at the end. Moth antennae differ from simple to featherlike, but never have a swelling at the tip. In addition, butterflies typically are active during the day; moths at night. Butterfly bodies are not very hairy, while moth bodies are quite hairy and more stout.

Moths, generally less colorful than butterflies, also play a role in pollination. They are attracted to flowers that are strongly sweet smelling, open in late afternoon or night, and are typically white or pale colored.

## BEETLES

Over 30,000 species of beetles are found in the United States and many of them can be found on flower heads. Gardeners have yet to intentionally draw beetles

to their gardens, possibly because beetle watching isn't as inspiring as butterfly or bird watching. Yet beetles do play a role in pollination. Some have a bad reputation because they can leave a mess behind, damaging plant parts that they eat. Beetles are not as efficient as some pollinators. They wander between different species, often dropping pollen as they go.

Beetle pollinated plants tend to be large, strong scented flowers with their sexual organs exposed. They are known to pollinate Magnolia, sweetshrub (*Calycanthus*), paw paws, and yellow pond lilies.

## FLIES

It may be hard to imagine why one would want to attract flies to the garden. However, like beetles, the number of fly species and the fact that flies are generalist pollinators (visit many species of plants), should encourage us all to leave those flies alone and let them do their job as pollinators.

Recent research indicates that flies primarily pollinate small flowers that bloom under shade and in seasonally moist habitats. The National Research Council's *Status of Pollinators in North America* study states that flies are economically important as pollinators for a range of annual and bulbous ornamental flowers.

Plants pollinated by the fly include the American pawpaw (*Asimina triloba*), dead horse arum

(*Helicodiceros muscivorus*), skunk cabbage (*Symplocarpus foetidus*), goldenrod (*Solidago* spp.), and members of the carrot family like Queen Anne's lace (*Daucus carota*).

## BIRDS

Hummingbirds are the primary birds which play a role in pollination in North America. Their long beaks and tongues draw nectar from tubular flowers. Pollen is carried on both the beaks and feathers of different hummingbirds. The regions closer to the tropics, with warmer climates, boast the largest number of hummingbird species and the greatest number of native plants to support the bird's need for food. White-winged doves (*Zenaidura macroura*) are also pollinators of the saguaro cactus (*Carnegiea gigantea*) in the south central United States.

Bright colored tubular flowers attract hummingbirds to gardens throughout the United States. Hummingbirds can see the color red; bees cannot. Orange jewelweed growing in the Lower Mississippi Riverine Forest attracts Ruby-throated Hummingbirds.

## BATS

Though bats in the Lower Mississippi Riverine Forest are not pollinators, bats play an important role in the pollination of agave, organ pipe and saguaro cacti. The long-nosed bats' head shape and long tongue allows it to delve into flower blossoms and extract both pollen and nectar.



## PLANT TRAITS

### WHICH FLOWERS DO THE POLLINATORS PREFER?

NOT ALL POLLINATORS ARE found in each North American province, and some are more important in different parts of the United States. Use this page as a resource to understand the plants and pollinators where you live.

Plants can be grouped together based on the similar characteristics of their flowers. These floral characteristics can be useful to predict the type of pollination method or animal that is most effective for that group of plants. This association between floral characteristics and pollination method is called a pollination syndrome.

The interactions of animal pollinators and plants have influenced the evolution of both groups of organisms. A mutualistic relationship between the pollinator and the plant species helps the pollinator find necessary pollen and nectar sources and helps the plant reproduce by ensuring that pollen is carried from one flower to another.

Plant Trait	Bats	Bees	Beetles
Color	Dull white, green or purple	Bright white, yellow, blue, or UV	Dull white or green
Nectar guides	Absent	Present	Absent
Odor	Strong musty; emitted at night	Fresh, mild, pleasant	None to strongly fruity or fetid
Nectar	Abundant; somewhat hidden	Usually present	Sometimes present; not hidden
Pollen	Ample	Limited; often sticky and scented	Ample
Flower Shape	Regular; bowl shaped – closed during day	Shallow; have landing platform; tubular	Large bowl-like, Magnolia

This chart and more information on pollinator syndromes can be found at:



## AND THE POLLINATORS THEY ATTRACT

### Pollinator

Birds	Butterflies	Flies	Moths	Wind
Scarlet, orange, red or white	Bright, including red and purple	Pale and dull to dark brown or purple; flecked with translucent patches	Pale and dull red, purple, pink or white	Dull green, brown, or colorless; petals absent or reduced
Absent	Present	Absent	Absent	Absent
None	Faint but fresh	Putrid	Strong sweet; emitted at night	None
Ample; deeply hidden	Ample; deeply hidden	Usually absent	Ample; deeply hidden	None
Modest	Limited	Modest in amount	Limited	Abundant; small, smooth, and not sticky
Large funnel like; cups, strong perch support	Narrow tube with spur; wide landing pad	Shallow; funnel like or complex and trap-like	Regular; tubular without a lip	Regular; small and stigmas exerted

<http://www.fs.fed.us/wildflowers/pollinators/syndromes.shtml>



# DEVELOPING LANDSCAPE PLANTINGS THAT PROVIDE POLLINATOR HABITAT

WHETHER YOU ARE A FARMER of many acres, land manager of a large tract of land, or a gardener with a small lot, you can increase the number of pollinators in your area by making conscious choices to include plants that provide essential habitat for bees, butterflies, moths, beetles, hummingbirds and other pollinators.

## FOOD:

Flowers provide nectar (high in sugar and necessary amino acids) and pollen (high in protein) to pollinators.

Fermenting fallen fruits also provide food for bees, beetles and butterflies.

Specific plants, known as host plants, are eaten by the larvae of pollinators such as butterflies.

- Plant in groups to increase pollination efficiency. If a pollinator can visit the same type of flower over and over, it doesn't have to relearn how to enter the flower and can transfer pollen to the same species, instead of squandering the pollen on unreceptive flowers.
- Plant with bloom season in mind, providing food from early spring to late fall. (see Bloom Periods pp.16-17)
- Plant a diversity of plants to support a variety of pollinators. Flowers of different color, fragrance, and season of bloom on plants of different heights will attract different pollinator species and provide pollen and nectar throughout the seasons.
- Many herbs and annuals, although

not native, are very good for pollinators. Mint, oregano, garlic, chives, parsley and lavender are just a few herbs that can be planted. Old fashioned zinnias, cosmos, and single sunflowers support bees and butterflies.

- Recognize weeds that might be a good source of food. For example, dandelions provide nectar in the early spring before other flowers open. Plantain is alternate host for the Baltimore Checkerspot.
- Learn and utilize Integrated Pest Management (IPM) practices to address pest concerns. Minimize or eliminate the use of pesticides.

## SHELTER:

Pollinators need protection from severe weather and from predators as well as sites for nesting and roosting.

- Incorporate different canopy layers in the landscape by planting trees, shrubs, and different-sized perennial plants.
- Leave dead snags for nesting sites of bees, and other dead plants and leaf litter for shelter.
- Build bee boxes to encourage solitary, non-aggressive bees to nest on your property.
- Leave some areas of soil uncovered to provide ground nesting insects easy access to underground tunnels.
- Group plantings so that pollinators can move safely through the landscape protected from predators.
- Include plants that are needed

by butterflies during their larval development.

## WATER:

A clean, reliable source of water is essential to pollinators.

- Natural and human-made water features such as running water, pools, ponds, and small containers of water provide drinking and bathing opportunities for pollinators.
- Ensure the water sources have a shallow or sloping side so the pollinators can easily approach the water without drowning.

Your current landscape probably includes many of these elements. Observe wildlife activity in your farm fields, woodlands, and gardens to determine what actions you can take to encourage other pollinators to feed and nest. Evaluate the placement of individual plants and water sources and use your knowledge of specific pollinator needs to guide your choice and placement of additional plants and other habitat elements. Minor changes by many individuals can positively impact the pollinator populations in your area. Watch for - and enjoy - the changes in your landscape!

- **CAUTION:** Remember that pesticides are largely toxic to pollinators. Extreme caution is warranted if you choose to use any pesticide. Strategically apply pesticides only for problematic target species.





# FARMS

Asparagus, mustard greens, okra, and strawberries are a few of the food crops in the Lower Mississippi Riverine Forest Province that will benefit from strong native bee populations that boost pollination efficiency. Incorporate different plants throughout the farm that provide food for native populations when targeted crops are not in flower.

Farmers have many opportunities to incorporate pollinator-friendly land management practices on their land which will benefit the farmer in achieving his or her production goals:

- Manage the use of pesticides to reduce the impact on native pollinators. Spray when bees aren't active (just after dawn) and choose targeted ingredients.
- Carefully consider the use of

herbicides. Perhaps the targeted weeds can provide needed food for pollinators.

- Minimize tillage to protect ground nesting pollinators.
- Ensure water sources are scattered throughout the landscape.
- Choose a variety of native plants to act as windbreaks, riparian buffers, and field borders throughout the farm.
- Plant unused areas of the farm with temporary cover crops that can provide food or with a variety of trees, shrubs, and flowers that provide both food and shelter for pollinators.
- Check with your local Natural Resources Conservation Service (NRCS) office to see what technical and financial support might be available to assist you in your effort to provide nectar, pollen, and larval food sources for pollinators on your farm.

“**FOOD SUPPLIES FOR BEES ARE CRITICAL TO MAINTAINING STRONG HIVES FOR ALMOND POLLINATION THE FOLLOWING WINTER.**”

-- DAN CUMMINGS, CHICO, CALIFORNIA ALMOND GROWER.



Illustrations by Carolyn Vibbert

## PUBLIC LANDS

“FROM HUMMINGBIRDS TO BEETLES, TO BUTTERFLIES, NATURE’S POLLINATORS HELP KEEP MIDWIN’S TALLGRASS PRAIRIE RESTORATIONS FULL OF DIVERSE FLOWERING PLANTS. INSECT MONITORING PROVIDES A KEY MEASURE OF OUR SUCCESS.”

-- LOGAN LEE  
PRAIRIE SUPERVISOR, MIDWIN  
NATIONAL TALLGRASS PRAIRIE



Public lands are maintained for specific reasons ranging from high impact recreation to conservation. In the Lower Mississippi Riverine Forest, habitat has long faced near elimination from timber harvest and intensive agricultural development. Less disturbed natural areas can be augmented with plantings of native plant species. Existing plantings around buildings and parking areas should be evaluated to determine if pollinator-friendly plants can be substituted or added to attract and support pollinators. Public land managers have a unique opportunity to use their plantings as an education tool to help others understand the importance of pollinators in the environment through signs, brochures, and public programs.

In an effort to increase populations of pollinators the land manager can:

- Inventory and become knowledgeable of local pollinators.
- Provide connectivity between vegetation areas by creating corridors of perennials, shrubs, and trees that provide pollinators shelter and food as they move through the landscape.
- Maintain a minimum of lawn areas that support recreational needs.
- Restrict the use of pesticides and herbicides.
- Provide water sources in large open areas.
- Maintain natural meadows and openings that provide habitats for sun-loving wildflowers and grasses.
- Remove invasive species and encroaching shrubs and trees.





# HOME LANDSCAPES

**“ A GARDEN IS ONLY AS RICH AND BEAUTIFUL AS THE INTEGRAL HEALTH OF THE SYSTEM; POLLINATORS ARE ESSENTIAL TO THE SYSTEM - MAKE YOUR HOME THEIR HOME. ”**

-- DERRY MACBRIDE  
NATIONAL AFFAIRS AND  
LEGISLATION CHAIRWOMAN,  
GARDEN CLUB OF AMERICA

Gardeners have a wide array of plants to use in their gardens. Native plants, plants introduced from years of plant exploration from around the world, and plants developed by professional and amateur breeders can be found in garden centers, in catalogs, and on web-sites. Use your knowledge of pollinator needs to guide your choices.

- Choose a variety of plants that will provide nectar and pollen throughout the growing season.
- Resist the urge to have a totally manicured lawn and garden. Leave bare ground for ground nesting bees. Leave areas of dead wood and leaf litter for other insects.
- Strive to eliminate the use of all pesticides.
- Find local resources to help you in your efforts. Contact your local county extension agent or native plant society. Visit your regional botanic gardens and arboreta.

The scale of your plantings will vary but it is important to remember that you are trying to provide connectivity to the landscape adjacent to your property. Don't just look within your property boundaries. If your neighbor's property provides an essential element, such as water, which can be utilized by pollinators visiting your land, you may be able to devote more space to habitat elements that are missing nearby. It is best to use native plants which have evolved to support the needs of specific native pollinators. Some pollinators, however, are generalists and visit many different plants, both native and non-native. Be sure that any non-native plants you choose to use are not invasive. Remember that specialized cultivars sometimes aren't used by pollinators. Flowers that have been drastically altered, such as those that are double or a completely different color than the wild species, often prevent pollinators from finding and feeding on the flowers. In addition, some altered plants don't contain the same nectar and pollen resources that attract pollinators to the wild types.

- **CAUTION:** Take time to evaluate the source of your plant material. You want to ensure you get plants that are healthy and correctly identified. Your local native plant society can help you make informed decisions when searching for plants.



# BLOOM PERIODS

## FOR THE LOWER MISSISSIPPI RIVERINE FOREST

The following chart lists plants and the time they are in bloom throughout the growing seasons. Choose a variety of flower colors and make sure something is blooming at all times! Note for all charts: When more than one species of the same genus is useful, the genus name is followed by "spp."

Botanical Name	Common Name	March	April	May	June	July	Aug	Sept	Oct	Nov
<b>Trees &amp; Shrubs</b>										
<i>Aesculus pavia</i>	Red Buckeye		red, reddish-yellow	red, reddish yellow						
<i>Amorpha fruticosa</i>	Wild Indigo		purple	purple	purple	purple				
<i>Aronia arbutifolia</i>	Red Chokeberry	white	white	white						
<i>Asimina parviflora</i>	Small-fruited Pawpaw		reddish-maroon	reddish-maroon						
<i>Asimina triloba</i>	Pawpaw		reddish-maroon	reddish-maroon						
<i>Catalpa bignonioides</i>	Southern Catalpa			white	white					
<i>Catalpa speciosa</i>	Northern Catalpa			white	white					
<i>Cephalanthus occidentalis</i>	Buttonbush				white	white	white			
<i>Cercis canadensis</i>	Redbud		deep pink	deep pink						
<i>Cornus florida</i>	Flowering Dogwood		white, greenish-yellow	white, greenish-yellow						
<i>Cornus drummondii</i>	Rough-leaved Dogwood		creamy white	creamy white						
<i>Crataegus marshallii</i>	Parsley Haw		white	white						
<i>Diospyros virginiana</i>	Persimmon		white	white						
<i>Gleditsia triacanthos</i>	Honey Locust			greenish-yellow	greenish-yellow					
<i>Halesia diptera</i> var. <i>diptera</i>	Two Wing Silverbell		white	white						
<i>Ilex ambigua</i>	Carolina Holly	white	white	white						
<i>Ilex decidua</i> var. <i>decidua</i>	Possum-haw	white	white	white						
<i>Ilex glabra</i>	Inkberry			white	white					
<i>Ilex longipes</i>	Georgia Holly	white	white	white						
<i>Ilex opaca</i>	American Holly	white	white	white						
<i>Itea virginica</i>	Virginia Sweetspire			white	white					
<i>Magnolia grandiflora</i>	Southern magnolia			white	white	white	white			
<i>Magnolia virginiana</i> var. <i>virginiana</i>	Sweet Bay		white	white	white	white				
<i>Nyssa sylvatica</i>	Black Gum		greenish-white	greenish-white						
<i>Prunus angustifolia</i>	Chickasaw Plum	white	white							
<i>Sabal minor</i>	Dwarf Palmetto				white	white				
<i>Styrax americanus</i>	American Snowbell		white	white	white					
<i>Styrax grandifolius</i>	Bigleaf Snowbell		white	white						
<i>Symplocos tinctoria</i>	Sweetleaf			yellow	yellow					
<i>Viburnum dentatum</i>	Southern Arrowwood		white	white						
<i>Viburnum nudum</i>	Possumhaw		white	white						
<b>Perennial Flowers</b>										
<i>Agrimonia pubescens</i>	Soft Agrimony					yellow	yellow	yellow		
<i>Allium canadense</i>	Wild Onion			violet	violet					



Botanical Name	Common Name	March	April	May	June	July	Aug	Sept	Oct	Nov
<i>Amsonia tabernaemontana</i>	Blue Star		blue	blue						
<i>Apocynum cannabinum</i>	Indian Hemp			white	white	white				
<i>Arisaema dracontium</i>	Green Dragon	greenish-maroon	greenish-maroon							
<i>Arisaema triphyllum</i>	Jack-in-the-Pulpit	greenish-maroon	greenish-maroon							
<i>Asclepias incarnata</i>	Swamp Milkweed					pink to rose	pink to rose	pink to rose		
<i>Asclepias tuberosa</i>	Butterfly Weed					orange to yellow	orange to yellow	orange to yellow		
<i>Bidens aristosa</i>	Begar Ticks							yellow	yellow	
<i>Cardamine bulbosa</i>	Spring Cress	white	white							
<i>Chamaecrista fasciculata</i>	Partridge Pea				yellow	yellow	yellow	yellow		
<i>Desmanthus illinoensis</i>	Illinois Bundle Flower				white	white				
<i>Eupatoriadelphus fistulosus</i>	Joe Pye Weed					pink, lavender	pink, lavender			
<i>Helianthus angustifolius</i>	Narrowleaf Sunflower							pink, lavender	pink, lavender	
<i>Hibiscus lasiocarpus</i>	Wooly Rosemallow			white to rose, deep red at base	white to rose, deep red at base	white to rose, deep red at base	white to rose, deep red at base	yellow	yellow	
<i>Hibiscus laevis</i>	Halberdleaf Rosemallow				pink to white, rose red at base	pink to white, rose red at base	pink to white, rose red at base	white to rose, deep red at base		
<i>Impatiens capensis</i>	Jewel Weed			orange	orange	orange	orange			
<i>Iris fulva</i>	Copper Iris	orange	orange	orange				orange	orange	orange
<i>Iris virginica</i>	Southern Blueflag	blue	blue	blue						
<i>Opuntia humifusa</i>	Prickly Pear			yellow	yellow					
<i>Pontederia cordata</i> var. <i>cordata</i>	Pickerelweed				purple	purple	purple			
<i>Pycnanthemum albescens</i>	Mountain Mint				white	white	white			
<i>Rudbeckia hirta</i>	Black-eyed Susan			yellow, brown center	yellow, brown center	yellow, brown center	yellow, brown center			
<i>Rudbeckia triloba</i>	Coneflower					yellow, brown center	yellow, brown center			
<i>Teucrium canadense</i>	American Gerrymander				pink to lavender	pink to lavender	pink to lavender	yellow, brown center	yellow, brown center	
<i>Tradescantia virginiana</i>	Virginia Spiderwort		violet	violet	violet	violet	violet			
<i>Trichostema dichotomum</i>	Blue Curls						blue			
<i>Vernonia gigantea</i>	Ironweed						purple	blue	blue	blue

### Vines

<i>Bignonia capreolata</i>	Cross-vine		red and yellow	red and yellow						
<i>Campsis radicans</i>	Trumpet-creeper				orange	orange				
<i>Clematis crispa</i>	Marsh Clematis				bluish-purple	bluish-purple	bluish-purple			
<i>Passiflora incarnata</i>	Passion Flower			blue, bluish-white	blue, bluish-white	blue, bluish-white				
<i>Wisteria frutescens</i>	American Wisteria		bluish-purple, lavender	bluish-purple, lavender						

# PLANTS THAT ATTRACT POLLINATORS

## FOR THE LOWER MISSISSIPPI RIVERINE FOREST

The following chart lists plants that attract pollinators. It is not exhaustive, but provides guidance on where to start. Annuals, herbs, weeds, and cover crops provide food and shelter for pollinators, too.

Botanical Name	Common Name	Color	Height	Flower Season	Sun	Soil	Visitation by Pollinator
<b>Trees &amp; Shrubs</b>							
<i>Aesculus pavia</i>	Red Buckeye	red, reddish-yellow	20-25'	April-May	shade to partial shade	moist	hummingbirds, bees
<i>Amorpha fruticosa</i>	Wild Indigo	purple, violet		April-July	sun	moist to wet	bees, butterflies
<i>Aronia arbutifolia</i>	Red Chokeberry	white	to 15'	March-May	sun to partial shade	moist to wet	butterflies, bees
<i>Asimina parviflora</i>	Small-fruited Pawpaw	reddish-maroon	6-9'	April-May	shade to partial shade	dry to moist	flies, beetles, moths
<i>Asimina triloba</i>	Pawpaw	reddish maroon		April-May	shade to partial shade	moist	flies, beetles, moths
<i>Catalpa bignonioides</i>	Southern Catalpa	white	70'	May-June	sun to partial shade	dry to moist	bees
<i>Catalpa speciosa</i>	Northern Catalpa	white	70'	May-June	sun to partial shade	dry to moist	bees
<i>Cephalanthus occidentalis</i>	Buttonbush	white	6-10'		sun to partial shade	moist to wet	bees, beetles, flies
<i>Cercis canadensis</i>	Redbud	deep pink	to 15'	April-May	sun to partial shade	moist to dry	bees
<i>Cornus florida</i>	Flowering Dogwood	white, greenish yellow	30'	April-May	sun to partial shade	moist	
<i>Cornus drummondii</i>	Rough-leaved Dogwood	creamy white	15'	April May	sun to partial shade	moist to dry	bees, beetles, flies
<i>Crataegus marshallii</i>	Parsley Haw	white	20-25'	April-May	shade to partial shade	moist	flies, beetles
<i>Diospyros virginiana</i>	Persimmon	white	30-60'	April-May	sun	moist	moths
<i>Gleditsia triacanthos</i>	Honey Locust	greenish yellow	65-75'	May-June	sun to partial shade	mesic to moist	bees
<i>Halesia diptera</i> var. <i>diptera</i>	Two Wing Silverbell	white	to 30'	April-May	sun to partial shade	moist to wet	bees, butterflies
<i>Ilex ambigua</i>	Carolina Holly	white	to 18'	March-May	sun to partial shade	moist to wet	bees, flies
<i>Ilex decidua</i> var. <i>decidua</i>	Possum-haw	white	to 20'	March-May	shade to partial shade	mesic to wet	bees, flies
<i>Ilex glabra</i>	Inkberry	white	4-6'	May-June	sun to partial shade	moist to wet	bees, flies
<i>Ilex longipes</i>	Georgia Holly	white	15'	March-May	sun to partial shade	moist to wet	bees, flies
<i>Ilex opaca</i>	American Holly	white	40-50'	March-May	sun to partial shade	moist	bees, flies
<i>Itea virginica</i>	Virginia Sweetspire	white	3-5'	May-June	sun to partial shade	moist	butterflies, bees
<i>Magnolia grandiflora</i>	Southern magnolia	white		May-August	sun to partial shade	moist	bees, beetles
<i>Magnolia virginiana</i> var. <i>virginiana</i>	Sweet Bay	white	6-60'	April	sun to partial shade	moist to flooded	bees, beetles
<i>Nyssa sylvatica</i>	Black Gum	greenish white	120'	April-May	sun to partial shade	moist to dry	bees
<i>Prunus angustifolia</i>	Chickasaw Plum	white		March-April	sun to partial shade	moist	bees, flies, beetles
<i>Sabal minor</i>	Dwarf Palmetto	white	4-6'	June-July	sun to partial shade	moist to wet	bees
<i>Styrax americanus</i>	American Snowbell	white	8-10'	April-June	shade to partial shade	moist	bees
<i>Styrax grandifolius</i>	Bigleaf Snowbell	white	to 20'	April-May	shade to partial shade	moist	bees, butterflies
<i>Symplocos tinctoria</i>	Sweetleaf	yellow	15-35'	May-June	sun to partial shade	moist	bees
<i>Viburnum dentatum</i>	Southern Arrowwood	white	to 16'	April-May	shade to sun	moist	butterflies, bees, beetles, flies
<i>Viburnum nudum</i>	Possumhaw	white	6-8'	April-May	shade to sun	moist to wet	butterflies, bees, beetles, flies
<b>Perennial Flowers</b>							
<i>Agrimonia pubescens</i>	Soft Agrimony	yellow	18-20"	July-September	sun to partial shade	moist	bees



Botanical Name	Common Name	Color	Height	Flower Season	Sun	Soil	Visitation by Pollinator
<i>Allium canadense</i>	Wild Onion	violet	12-18"	May-June	sun to partial shade	moist to dry	bees
<i>Amsonia tabernaemontana</i>	Blue Star	blue	24-30"	April-May	sun to partial shade	moist	bees
<i>Apocynum cannabinum</i>	Indian Hemp	white, greenish	24-36"	May-July	sun to partial shade	moist	wasps, flies
<i>Arisaema dracontium</i>	Green Dragon	greenish maroon	12-24" (-48)	March-April	shade	moist	flies
<i>Arisaema triphyllum</i>	Jack-in-the-Pulpit	greenish maroon	12-24" (-36)	March-April	shade	moist	flies
<i>Asclepias incarnata</i>	Swamp Milkweed	pink to rose	36-48'	July-September	sun	moist to wet	bees, butterflies
<i>Asclepias tuberosa</i>	Butterfly Weed	orange to yellow	24"	May-August	sun	moist to dry	bees, butterflies
<i>Bidens aristosa</i>	Begar Ticks	yellow	24-30"	September-October	sun	moist	bees, beetles, flies, butterflies
<i>Cardamine bulbosa</i>	Spring Cress	white	8-12"	March-May	partial shade to shade	moist to wet	bees
<i>Chamaecrista fasciculata</i>	Partridge Pea	yellow	18-30"	June-September	sun to partial shade	moist	bees
<i>Desmanthus illinoensis</i>	Illinois Bundle Flower	white	2-3" (-5')	June-July	sun to partial shade	moist to wet	bees, butterflies, flies
<i>Eupatoriadelphus fistulosus</i>	Joe Pye Weed	pink, lavender	to 8'	July-October	sun to partial shade	moist	bees, butterflies, flies
<i>Helianthus angustifolius</i>	Narrowleaf Sunflower	yellow	5-7'	Sept-Oct	sun	moist to wet	butterflies, bees
<i>Hibiscus lasiocarpus</i>	Wooly Rosemallow	white to rose, deep red at base	5-7'	May-September	sun to partial shade	moist to wet	bees
<i>Hibiscus laevis</i>	Halberdleaf Rosemallow	pink to white, rose red at base	5-7'	June-August	sun to partial shade	moist to wet	bees
<i>Impatiens capensis</i>	Jewel Weed	orange	3-5'	May-November	partial shade to shade	moist to wet	bees
<i>Iris fulva</i>	Copper Iris	orange	20-26"	March-May	sun	wet to moist	bees
<i>Iris virginica</i>	Southern Blueflag	blue	24-40"	March-May	sun	wet to moist	bees
<i>Opuntia humifusa</i>	Prickly Pear	yellow	6-10"	May-June	sun	moist to dry	bees, beetles
<i>Pontederia cordata</i> var. <i>cordata</i>	Pickerelweed	purple	1-3'	June-Aug	sun to partial shade	wet or inundated	butterflies
<i>Pycnanthemum albescens</i>	Mountain Mint	white	18-24"	June-August	sun	moist	bees
<i>Rudbeckia hirta</i>	Black-eyed Susan	yellow, brown center	14-20"	May-August	sun to partial shade	moist to dry	bees, butterflies, flies, beetles
<i>Rudbeckia triloba</i>	Coneflower	yellow, brown center		July-October	sun to partial shade	moist	bees, butterflies, flies, beetles
<i>Teucrium canadense</i>	American Gerrymander	pink to lavender	12-36"	June-August	sun to partial shade	moist	bees
<i>Tradescantia virginiana</i>	Virginia Spiderwort	violet	8-12"	April-August	sun to partial shade	moist	bees
<i>Trichostema dichotomum</i>	Blue Curls	blue	4-30"	August-November	sun to partial shade	moist to dry	bees
<i>Vernonia gigantea</i>	Ironweed	purple		August-October	sun	moist	bees, butterflies, flies, beetles
<b>Vines</b>							
<i>Bignonia capreolata</i>	Cross-vine	red and yellow	30-45'	April-May	sun to partial shade	moist	hummingbirds, bees
<i>Campsis radicans</i>	Trumpet-creeper	orange	30-45'	June-July	sun	moist to dry	hummingbirds, bees
<i>Clematis crispa</i>	Marsh Clematis	bluish-purple	10-20'	June-August	sun	moist to wet	bees
<i>Passiflora incarnata</i>	Passion Flower	blue, bluish white	6-10'	May-July	sun to partial shade	Moist	bees, butterflies
<i>Wisteria frutescens</i>	American Wisteria	bluish-purple, lavender	to 30'	April-May	sun to partial shade	moist to wet	bees,

# HABITAT HINTS

## FOR THE LOWER MISSISSIPPI RIVERINE FOREST

### HABITAT REQUIREMENTS FOR BEE-POLLINATED GARDEN FLOWERS AND CROPS

	Bumble	Digger	Lg Carpenter	Sm Carpenter	Squash/Gourd	Leafcutter	Mason	Sweat	Plasterer	Yellow-faced	Andrenid
<b>FLOWERS</b>											
Catalpa			x								
Catnip	x	x					x				
Clover		x									x
Columbine	x										
Cow parsley										x	
Goldenrod	x	x				x		x			
Impatiens	x										
Irises	x		x								
Lavender	x	x	x			x					
Milkwort								x			
Morning glory				x							
Penstemon	x	x					x				
Passion flowers			x								
Phacelia	x	x		x		x	x	x	x		x
Potentilla										x	
Rose	x		x				x	x		x	
Salvia	x	x	x			x	x				
Saxifrages								x		x	
Sorrel				x							
Sunflowers	x	x	x	x		x		x	x		x
Violet								x			x
Wild Mustard		x							x		
Willow catkins									x		x
<b>CROPS</b>											
Almond	x						x				x
Apple							x				
Blueberry	x	x									x
Cherry							x				x
Eggplant	x		x					x			
Gooseberry	x										x
Legumes	x	x				x		x			
Water melon	x							x			
Squash/Pumpkins/Gourds			x		x						
Tomatoes	x	x	x					x			
Thyme	x	x					x	x		x	





## HABITAT AND NESTING REQUIREMENTS:

### **Bumble Bees:**

Abandoned mouse nests, other rodent burrows, upside down flower pots, under boards, and other human-made cavities. Colonies are founded by a queen in the spring and don't die out in the fall. New queens mate then and overwinter in a sort of hibernation. Bumble bees are usually active during the morning hours and forage at colder temperatures than honey bees, even flying in light rain.

### **Large carpenter bees:**

Soft dead wood, poplar, cottonwood or willow trunks and limbs, structural timbers including redwood. Depending on the species, there may be one or two brood cycles per year. These bees can be active all day even in the hottest weather.

### **Digger bees:**

Sandy soil, compacted soils, bank sides. Anthophorid bees (now in the Apidae) are usually active in the morning hours, but can be seen at other times.

### **Small carpenter bees:**

Pithy stems including roses and blackberry canes. These bees are more active in the morning but can be found at other times.

### **Squash and Gourd bees:**

Sandy soil, may nest in gardens (where pumpkins, squash and gourds are grown) or pathways. These bees are early risers and can be found in pumpkin patches before dawn. Males often sleep in the wilted flowers.

### **Leafcutter bees:**

Pre-existing circular tunnels of various diameters in dead but sound wood created by emerging beetles, some nest in the ground. Leave dead limbs and trees to support not just pollinators but other wildlife. Leafcutter bees can be seen foraging throughout the day even in hot weather.

### **Mason bees:**

Pre-existing tunnels, various diameters in dead wood made by emerging beetles, or human-made nesting substrates, drilled wood boards, paper soda straws inserted into cans attached to buildings. Mason bees are generally more active in the morning hours.

### **Sweat bees:**

Bare ground, compacted soil, sunny areas not covered by vegetation. Like most bees, sweat bees forage for pollen earlier in the morning and then for nectar later.

### **Plasterer or cellophane bees:**

Bare ground, banks or cliffs. Colletid bees can be active in the morning or later in the day.

### **Yellow-faced bees:**

In dead stems. These bees are more active during morning hours.

### **Andrenid bees:**

Sunny, bare ground, sand soil, under leaf litter or in soil in banksides and cliffs. These generally spring-active bees are most commonly seen on flowers during the morning when pollen and nectar resources are abundant.



**“MONARCH  
BUTTERFLIES  
NEVER FAIL TO  
CATCH THE  
VISITOR’S EYE  
AND ALWAYS  
LEAD TO  
A TEACHABLE  
MOMENT.”**

**-- LOGAN LEE,  
PRAIRIE SUPERVISOR  
MIDEWIN NATIONAL TALLGRASS  
PRAIRIE**

### **BECOME FAMILIAR WITH POLLINATORS IN YOUR LANDSCAPE.**

- ✿ Watch for activity throughout the day and the seasons.
- ✿ Keep a simple notebook of when and what comes to your garden.  
NOTE: It is not necessary to identify each species when you first get started. Simply note if it is a bee that likes the yellow flower that blooms in the fall.
- ✿ Consult a local field guide or web site when you are ready to learn more details.

### **ADD NATIVE PLANTS TO ATTRACT MORE NATIVE POLLINATORS.**

- ✿ List the plants you currently have in your landscape.
- ✿ Determine when you need additional flowers to provide nectar and pollen throughout the growing season.
- ✿ Add plants that provide additional seasons of bloom, create variable heights for shelter, and attract the types of pollinators you want.
- ✿ Don't forget to include host plants that provide food and shelter for larval development.
- ✿ Contact your local native plant society or extension agent for more help.

### **USE POLLINATOR FRIENDLY LANDSCAPE PRACTICES TO SUPPORT THE POLLINATORS YOU ATTRACT.**

- ✿ Use Integrated Pest Management Practices to address pest concerns.
- ✿ Tolerate a little mess – leave dead snags and leaf litter, keep areas bare for ground nesting insects, and leave some weeds that provide food for pollinators.
- ✿ Provide safe access to clean water.

### **NOTICE THE CHANGES THAT YOU HAVE HELPED TO CREATE!**



## RESOURCES

Many books, websites, and people were consulted to gather information for this guide. Use this list as a starting point to learn more about pollinators and plants in your area.

---

### BAILEY'S ECOREGION MAPS

#### USDA Forest Service

[http://www.fs.fed.us/land/ecosysmgmt/ecoreg1\\_home.html](http://www.fs.fed.us/land/ecosysmgmt/ecoreg1_home.html)

---

### POLLINATION/POLLINATORS

#### Pollinator Partnership

[www.pollinator.org](http://www.pollinator.org)

#### Coevolution Institute

[www.coevolution.org](http://www.coevolution.org)

#### Natural Resources Conservation Service

[www.nrcs.usda.gov](http://www.nrcs.usda.gov)

#### North American Pollinator Protection Campaign

[www.nappc.org](http://www.nappc.org)

#### USDA Forest Service

[www.fs.fed.us/wildflowers/pollinators/](http://www.fs.fed.us/wildflowers/pollinators/)

#### Wild Farm Alliance

[www.wildfarmalliance.org](http://www.wildfarmalliance.org)

#### Xerces Society Pollinator Program

[www.xerces.org](http://www.xerces.org)

Shepherd, MD, S. Buchmann, M. Vaughan, and S. Black. 2003. *Pollinator Conservation Handbook*. Xerces Society for Invertebrate Conservation. Portland, OR.

#### Illinois Natural History Survey

[www.inhs.uiuc.edu](http://www.inhs.uiuc.edu)

Buchmann, S.L. and G.P. Nabhan. 1997. *The Forgotten Pollinators*. Island Press: Washington, DC.

Committee on the Status of Pollinators in North America. 2007. *Status of Pollinators in North America*. The National Academies Press: Washington, DC.

---

### NATIVE PLANTS

#### Plant Conservation Alliance

[www.nps.gov/plants](http://www.nps.gov/plants)

#### Seeds of Success

[www.nps.gov/plants/sos](http://www.nps.gov/plants/sos)

#### Lady Bird Johnson Wildflower Center

[www.wildflower.org/plants/](http://www.wildflower.org/plants/)

#### USDA Hardiness Zone Map

[www.usna.usda.gov/Hardzone/](http://www.usna.usda.gov/Hardzone/)

#### U.S. National Arboretum

[www.usna.usda.gov/Hardzone/ushzmap.html](http://www.usna.usda.gov/Hardzone/ushzmap.html)

USDA, NRCS. 2007. The PLANTS Database

[www.plants.usda.gov](http://www.plants.usda.gov), 19 July, 2007  
National Plant Data Center,  
Baton Rouge, LA 70874-4490 USA

---

### NATIVE BEES

#### National Sustainable Information Service

"Alternative Pollinators: Native Bees" by Lane Greer, NCAT Agriculture Specialist, Published 1999, ATTRA Publication #IP126  
[www.attra.ncat.org/attra-pub/nativebee.html](http://www.attra.ncat.org/attra-pub/nativebee.html)

#### Agriculture Research Service

*Plants Attractive to Native Bees* table  
[www.ars.usda.gov/Research/docs.htm?docid=12052](http://www.ars.usda.gov/Research/docs.htm?docid=12052)

Christopher O'Toole and Anthony Raw. 1999. *Bees of the World*. Blandford. London, UK.

---

### BUTTERFLIES AND MOTHS

Opler, Paul A., Harry Pavulaan, Ray E. Stanford, Michael Pogue, coordinators. 2006. *Butterflies and Moths of North America*. Bozeman, MT: NBII Mountain Prairie Information Node.

[www.butterfliesandmoths.org/](http://www.butterfliesandmoths.org/)  
(Version 07192007)

Jim Brock and Kenn Kaufman. 2003. *Butterflies of North America*. Houghton Mifflin. New York, NY.

#### North American Butterfly Association

[www.naba.org](http://www.naba.org)

---

### FEEDBACK

We need your help to create better guides for other parts of North America. Please e-mail your input to [feedback@pollinator.org](mailto:feedback@pollinator.org) or fax to 415-362-3070.

- ✿ How will you use this guide?
- ✿ Do you find the directions clear? If not, please tell us what is unclear.
- ✿ Is there any information you feel is missing from the guide?
- ✿ Any other comments?

**THANK YOU  
FOR TAKING  
THE TIME TO HELP!**

**POLLINATOR  
PARTNERSHIP**



**NAPPC**



Plant Conservation Alliance



---

RESEARCH AND WRITING:

**ELIZABETH L. LEY  
STEPHEN BUCHMANN, PH.D.  
LARRY STRITCH, PH.D.  
GIL SOLTZ**

---

EDITORIAL:

**LAURIE DAVIES ADAMS  
AND LARRY STRITCH, PH.D.**

---

PRODUCTION SUPERVISION:

**GIL SOLTZ**

---

DESIGN:

**MARGUERITE MEYER**

---

CONCEPT REVIEW:

American Farm Bureau Federation, Ron Gaskell  
Bureau of Land Management, Peggy Olwell, Carol Spurrier,  
Mary Byrne, Mary Tisdale, Elizabeth Wooster  
National Garden Association, Susanne DeJohn  
Plant Conservation Alliance – Edward Fletcher, Jean Giblette,  
Mary Ann Lawler, Ron Smith  
Smithsonian Institute, Department of Botany,  
Gary Krupnick, Ph.D.  
USDA - CSREES, Greg Crosby, Ph.D., Leslie Gilbert, Ph.D.  
USDA - Forest Service, David Pivorunas, Larry Stritch, Ph.D.  
USDA - Natural Resource Conservation Service, Doug Holy,  
Hilda Diaz-Soltero  
USDOJ - US Fish and Wildlife Service, Karen Anderson,  
Don MacLean, Patricia DeAngelis, Ph.D.  
USGS - Steve Hilburger, Elizabeth Sellers

---

PHOTO CONTRIBUTORS:

Greg Lavaty; [www.pbase.com/dadas115/](http://www.pbase.com/dadas115/)  
Lew Scharpf; [www.pbase.com/lejun](http://www.pbase.com/lejun),

---

ILLUSTRATIONS:

Carolyn Vibbert

---

For a copy of this brochure, or for another region, visit [www.pollinator.org](http://www.pollinator.org)

**The Pollinator Partnership™/North American Pollinator Protection Campaign**

423 Washington St., 5th Floor, San Francisco, CA 94111 – 415-362-1137

[www.pollinator.org](http://www.pollinator.org)  [www.nappc.org](http://www.nappc.org)